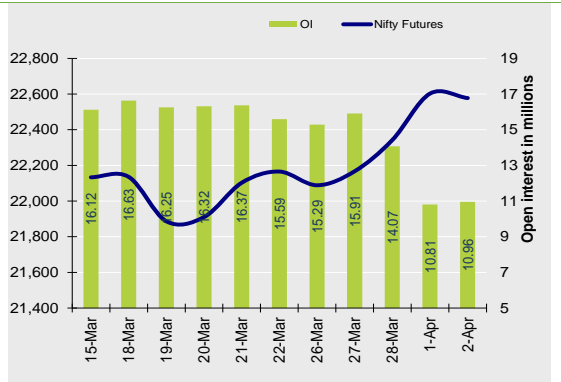


Nifty Snapshot

	Close	Prv Cl.	Ab chg	% chg
Spot	22,453.30	22,462.00	-8.70	-0.04
Futures	22,577.50	22,602.60	-25.10	-0.11
OI(ml shr)	10.96	10.81	0.15	1.42
Vol (lots)	89558	181832	-92274	-50.75
COC	124.20	140.60	-16.40	-11.7
PCR-OI	1.01	1.01	0.00	-0.4

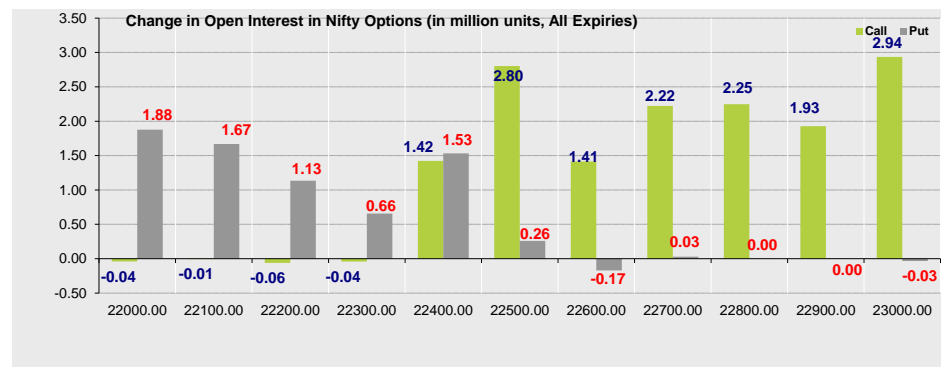
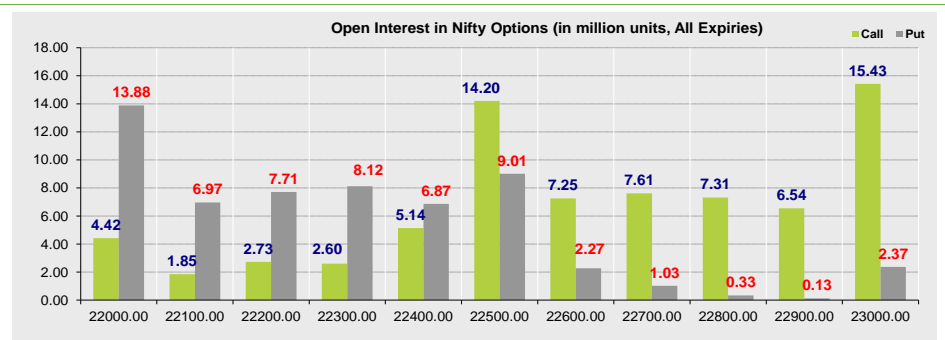
Nifty Futures Price v/s OI



Summary

- Indian markets closed on a flattish note where buying was mainly seen in Automobiles, Metals & Oil & Gas sectors. Nifty Apr Futures closed at 22577.50 (down 25.10 points) at a premium of 124.20 pts to spot.
- FII were net sellers in Cash to the tune of 1622.69 Cr and were net buyers in index futures to the tune of 677.91 Cr.
- India VIX decreased by 3.55% to close at 11.65 touching an intraday high of 12.31.

Open Interest in Nifty Options:



- The above second chart shows previous trading day's change in Nifty options where Addition in OI were seen in 22400, 22300, 22200, 22100 strike Puts and at 22500, 22700, 22800 strike Calls indicating market is likely to remain range bound in the near term.
- Highest OI build-up is seen at 23000 strike Calls and 22000 strike Puts, to the tune of 15.43mn and 13.88mn respectively.

Outlook on Nifty:

Index is likely to open on a gap down note today and is likely to remain range bound during the day.

Institutional Activity in previous trading session (in Rs cr.)

	Buy	Sell	Net
Index Futures	3235.99	2558.08	677.91
Index Options	2257790.21	2247399.88	10390.33
Stock Futures	22919.24	24529.43	-1610.19
Stock Options	36091.73	35984.13	107.60
FII Cash	13,279.04	14,901.73	-1,622.69
DII Cash	12,163.40	10,210.68	1,952.72

Net FII Activity (in Rs cr.)

Date	Idx Fut	Stk Fut	Idx Opt	Cash
2-Apr	677.9	-1610.2	10390.3	-1623
1-Apr	275.3	1019.6	-7064.3	-522
28-Mar	67.9	10278.9	19785.2	188
27-Mar	-1115.9	-2541.2	-14661.5	2170
26-Mar	-881.0	940.6	-13345.7	10
22-Mar	1432.8	5919.3	-19854.2	-3310

Technical Pivot (Intraday):

	S2	S1	PIVOT	R1	R2
NIFTY	22460	22520	22565	22625	22670
BANKNIFTY	47595	47745	47900	48045	48200

(Price is in Rs; OI is in million units; Price chg and OI chg are in percentage) **NB RESEARCH**

Fresh Longs seen in:					Fresh Shorts seen in:				
Scrip	Price	Price chg	OI	OI Chg	Scrip	Price	Price chg	OI	OI Chg
RAMCOCEM	868.0	1.9	6.2	32.0	HINDCOPPER	311.5	-0.1	40.9	22.0
HAVELLS	1556.2	2.4	7.7	27.2	INDIAMART	2594.8	-4.8	0.9	17.9
SAIL	149.1	5.1	172.9	15.0	FINNIFTY	21301.5	-0.2	0.1	13.8
Short Covering seen in:					Long Unwinding seen in:				
Scrip	Price	Price chg	OI	OI Chg	Scrip	Price	Price chg	OI	OI Chg
ABFRL	237.0	11.2	42.8	-5.8	GUJGASLTD	539.9	-2.1	5.7	-12.8
ADANIENT	3292.3	0.5	13.9	-5.1	LT	3824.1	-0.8	13.4	-8.9
LTTS	5626.1	0.1	0.6	-5.0	APOLLOHOSP	6449.2	-0.6	1.8	-3.0

NIFTY50 Options OI (CE OI = Resistance) (PE OI = Support)			
Symbol	Highest CE OI	Highest PE OI	CMP
ADANIPTS	1400	1300	1411
ADANIENT	3400	3000	3292
ASIANPAINT	2900	2800	2878
AXISBANK	1060	1050	1054
BAJAJ-AUTO	9500	8000	9318
BAJAJFINSV	1700	1600	1666
BAJFINANCE	7500	7000	7262
BHARTIARTL	1300	1200	1216
BPCL	620	600	620
BRITANNIA	5000	4500	4910
CIPLA	1500	1400	1495
COALINDIA	450	400	446
DIVISLAB	3800	3400	3639
DRREDDY	6200	6100	6265
EICHERMOT	4200	4000	3952
GRASIM	2360	2200	2320
HCLTECH	1600	1500	1538
HDFCBANK	1500	1300	1494
HDFCLIFE	650	600	637
HEROMOTOCO	4800	4200	4590
HINDALCO	600	560	575
HINDUNILVR	2300	2400	2298
ICICIBANK	1100	1100	1087
ITC	435	430	428
INDUSINDBK	1600	1600	1568

NIFTY50 Options OI (CE OI = Resistance) (PE OI = Support)			
Symbol	Highest CE OI	Highest PE OI	CMP
INFY	1500	1500	1490
IOC	175	170	176
JSWSTEEL	900	800	884
KOTAKBANK	1800	1800	1770
LT	4000	3600	3824
LTIM	5000	5000	4939
M&M	2000	1800	1981
MARUTI	13000	12000	12595
NESTLEIND	2600	2500	2629
NTPC	350	330	346
ONGC	280	260	275
POWERGRID	300	260	281
RELIANCE	3000	2900	2991
SBILIFE	1500	1500	1482
SBIN	800	750	772
SUNPHARMA	1640	1600	1630
TATACONSUM	1200	1100	1137
TATAMOTORS	1100	1000	1012
TATASTEEL	170	150	166
TCS	4000	3800	3913
TECHM	1300	1200	1246
TITAN	3800	3500	3774
ULTRACEMCO	10000	9600	10110
UPL	500	450	479
WIPRO	500	450	483

Derivative Recommendations:

Stock Name	Call (Buy/Sell)	Entry price	Targets	Stop Loss	Duration	Status
HINDPETRO FUT	Buy	479	520	462	Positional	Open

FROM THE EQUITY DERIVATIVE DESK:

NIRAV HARISH CHHEDA
AVP - DERIVATIVES AND TECHNICAL RESEARCH
E-Mail: nirav.chheda@nirmalbang.com
Tel no: 6273-8199/8000

AMIT BHUPTANI
SNR.DERIVATIVES AND TECHNICAL RESEARCH ANALYST
E-Mail: amit.bhuptani@nirmalbang.com
Tel no: 6273-8242/8000

DISCLOSURES

Research Reports that are published by Nirmal Bang Securities Private Limited (hereinafter referred to as "NBSPL") are for private circulation only. NBSPL is a registered Research Analyst under SEBI (Research Analyst) Regulations, 2014 having Registration no. INH000001766. NBSPL is also a registered Stock Broker with National Stock Exchange of India Limited, BSE Limited, Metropolitan Stock Exchange of India Limited, Multi Commodity Exchange of India Limited, National Commodity and Derivative Exchange Limited and Indian Commodity Exchange Limited in cash and Equity and Commodities derivatives segments.

NBSPL has other business divisions with independent research teams separated by Chinese walls, and therefore may, at times, have different or contrary views on stocks and markets.

NBSPL or its associates have not been debarred / suspended by SEBI or any other regulatory authority for accessing / dealing in securities Market. NBSPL, its associates or analyst or his relatives do not hold any financial interest (Except Investment) in the subject company. NBSPL or its associates or Analyst do not have any conflict or material conflict of interest at the time of publication of the research report with the subject company. NBSPL or its associates or Analyst or his relatives may or may not hold beneficial ownership of 1% or more in the subject company at the end of the month immediately preceding the date of publication of this research report.

NBSPL or its associates / analyst has not received any compensation / managed or co-managed public offering of securities of the company covered by Analyst during the past twelve months. NBSPL or its associates have not received any compensation or other benefits from the company covered by Analyst or third party in connection with the research report. Analyst has not served as an officer, director or employee of Subject Company. NBSPL / analyst has not been engaged in market making activity of the subject company.

Analyst Certification: The research analysts and authors of these reports, hereby certify that the views expressed in this research report accurately reflects my/our personal views about the subject securities, issuers, products, sectors or industries. It is also certified that no part of the compensation of the analyst(s) was, is, or will be directly or indirectly related to the inclusion of specific recommendations or views in this research. The analyst(s) principally responsible for the preparation of this research report and has taken reasonable care to achieve and maintain independence and objectivity in making any recommendations.

DISCLAIMER

This report is for the personal information of the authorized recipient and does not construe to be any investment, legal or taxation advice to you. NBSPL is not soliciting any action based upon it. Nothing in this research shall be construed as a solicitation to buy or sell any security or product, or to engage in or refrain from engaging in any such transaction. In preparing this research, we did not take into account the investment objectives, financial situation and particular needs of the reader.

This research has been prepared for the general use of the clients of NBSPL and must not be copied, either in whole or in part, or distributed or redistributed to any other person in any form. If you are not the intended recipient you must not use or disclose the information in this research in any way. Though disseminated to all the customers simultaneously, not all customers may receive this report at the same time. NBSPL will not treat recipients as customers by virtue of their receiving this report. This report is not directed or intended for distribution to or use by any person or entity resident in a state, country or any jurisdiction, where such distribution, publication, availability or use would be contrary to law, regulation or which would subject NBSPL & its group companies to registration or licensing requirements within such jurisdictions.

The report is based on the information obtained from sources believed to be reliable, but we do not make any representation or warranty that it is accurate, complete or up-to-date and it should not be relied upon as such. We accept no obligation to correct or update the information or opinions in it. NBSPL or any of its affiliates or employees shall not be in any way responsible for any loss or damage that may arise to any person from any inadvertent error in the information contained in this report. NBSPL or any of its affiliates or employees do not provide, at any time, any express or implied warranty of any kind, regarding any matter pertaining to this report, including without limitation the implied warranties of merchantability, fitness for a particular purpose, and non-infringement. The recipients of this report should rely on their own investigations.

This information is subject to change without any prior notice. NBSPL reserves its absolute discretion and right to make or refrain from making modifications and alterations to this statement from time to time. Nevertheless, NBSPL is committed to providing independent and transparent recommendations to its clients, and would be happy to provide information in response to specific client queries.

Before making an investment decision on the basis of this research, the reader needs to consider, with or without the assistance of an adviser, whether the advice is appropriate in light of their particular investment needs, objectives and financial circumstances. There are risks involved in securities trading. The price of securities can and does fluctuate, and an individual security may even become valueless. International investors are reminded of the additional risks inherent in international investments, such as currency fluctuations and international stock market or economic conditions, which may adversely affect the value of the investment. Opinions expressed are subject to change without any notice. Neither the company nor the director or the employees of NBSPL accept any liability whatsoever for any direct, indirect, consequential or other loss arising from any use of this research and/or further communication in relation to this research. Here it may be noted that neither NBSPL, nor its directors, employees, agents or representatives shall be liable for any damages whether direct or indirect, incidental, special or consequential including lost revenue or lost profit that may arise from or in connection with the use of the information contained in this report.

Copyright of this document vests exclusively with NBSPL. Our reports are also available on our website www.nirmalbang.com